

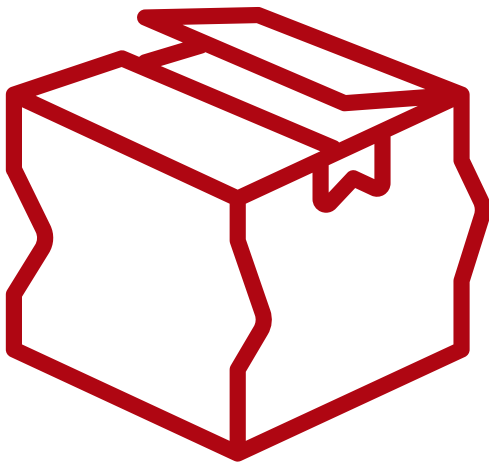


ARTBOXY...

Art Shipping Guide

Comprehensive overview of art shipping best practices

**70% of Damages occur
due to inadequate
packaging!**



Why Packaging Matters

FRAGILITY

Artworks are delicate; proper packaging protects them from damage during transport and handling.


WEATHER

Moisture and temperature changes can cause irreversible damage; ensure packaging is weather-resistant.

ROUGH HANDLING

Transport situations can be unpredictable; secure packaging minimizes risks associated with rough handling.

Invest in good packaging materials!



Recommended packing materials

- strong cardboard box
- bubble wrap
- corner protectors
- packing tape
- protective paper / foam

Optional for more **FRAGILE** artworks:

- double boxing
- Lightweight wooden box (always use screws to close wooden boxes, **not nails**)

Step-by-step packing



Step 1: Protect the artwork surface

Wrap the artwork with protective paper or plastic and secure the wrapping with a bit of tape. Do **not** stick the tape on the artwork! Do **not** use cling film. This can cause damaging when unpacking.

Step-by-step packing



Step 2: Add bubble wrap

Wrap the artwork completely in bubble wrap and secure it with tape.

Step-by-step packing



Step 3: Add protective corners

Use corner protectors on all edges. For extra security you can also use tape to make sure they stay in place.

Step-by-step packing

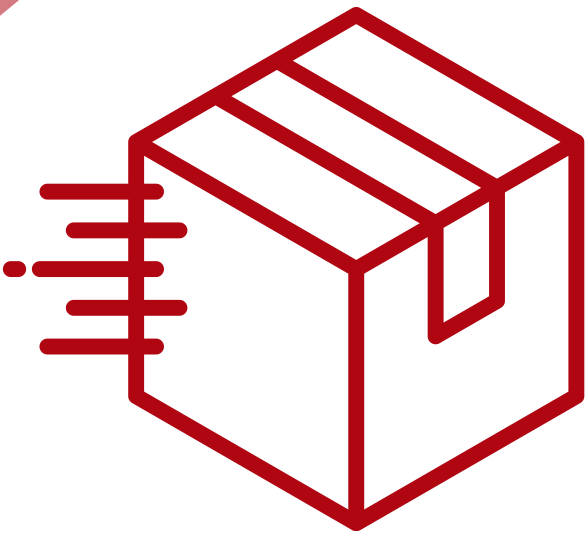


Step 4: Place inside a strong box

Place the artwork inside a strong cardboard or lightweight wooden box. Make sure the box fits the size of the work well. Too big boxes can cause the artwork to move around inside the box, which can cause damage. It is recommended to fill empty space with padding material.

→ If you use a wooden box, close it with screws, **not nails**. Nails are very hard to re-open for buyers and can cause damage.

Label & Shipping



Fully automated shipping with **ARTBOXY**

- Download your shipping label from the order overview in your profile.
- Print the label and attach it clearly to the package.
- Schedule the pickup with the shipping carrier.

Once the shipment is picked up, the buyer will automatically receive tracking information.

Final checklist



Final checklist before sending your package

- artwork wrapped securely
- no movement inside the box
- label attached clearly visible
- package sealed properly
- additional documents (certificate of authenticity)
- thank you note, business cards, etc.

Need help?



Need help with shipping or packaging?

If you have any questions about packaging or shipping your artwork, our team is happy to help.

E-mail: orders@artboxy.com

Phone: +41 41 539 15 95

Live chat: www.artboxy.com